



APA 7th Edition

The most notable changes

APA Publication Manual



6th edition
(2009)



7th edition
(October 2019)

What's changed?

- Better guidelines for citing online media
- Updated guidelines for inclusive and bias-free language
- Student-specific paper format
- Minor changes in how to cite sources

References and in-text citations

7+ notable changes

1. Publisher location not included

- ✗ Covey, S. R. (2013). *The 7 habits of highly effective people: Powerful lessons in personal change*. New York, NY: Simon & Schuster.
- ✓ Covey, S. R. (2013). *The 7 habits of highly effective people: Powerful lessons in personal change*. Simon & Schuster.

2. In-text citations are shortened

✗ (Taylor, Kotler, Johnson, & Parker, 2018)

✓ (Taylor et al., 2018)

3. Up to **20 authors** in the reference list

✗ Miller, T. C., Brown, M. J., Wilson, G. L., Evans, B. B., Kelly, R. S., Turner, S. T., ...

Nelson, T. P. (2018).

✓ Miller, T. C., Brown, M. J., Wilson, G. L., Evans, B. B., Kelly, R. S., Turner, S. T., Lewis,

F., Lee, L. H., Cox, G., Harris, H. L., Martin, P., Gonzalez, W. L., Hughes, W., Carter, D.,

Campbell, C., Baker, A. B., Flores, T., Gray, W. E., Green, G., ... Nelson, T. P. (2018).

4. DOIs are formatted as URLs

✗ doi: 10.1080/02626667.2018.1560449

✓ <https://doi.org/10.1080/02626667.2018.1560449>

5. Citing **web pages**

✗ Walker, A. (2019, November 14). Germany avoids recession but growth remains weak.

Retrieved from <https://www.bbc.com/news/business-50419127>

✓ Walker, A. (2019, November 14). *Germany avoids recession but growth remains weak.*

BBC News. <https://www.bbc.com/news/business-50419127>

6. Citing ebooks

- ✗ Brück, M. (2009). *Women in early British and Irish astronomy: Stars and satellites* [Kindle version]. doi: 10.1007/978-90-481-2473-2
- ✓ Brück, M. (2009). *Women in early British and Irish astronomy: Stars and satellites*. Springer Nature. <https://doi.org/10.1007/978-90-481-2473-2>

7. Contributors other than authors

Media type	Include as author
Film	Director
TV series	Executive producer(s)
Podcast episode	Host of episode
Webinar	Instructor
Online streaming video	Person or group who uploaded the video
Photograph	Photographer

8.1 Tables and Figures

Sample Results of Several *t* Tests Table

Table 2

Results of Curve-Fitting Analysis Examining the Time Course of Fixations to the Target

Logistic parameter	9-year-olds		16-year-olds		<i>t</i> (40)	<i>p</i>	Cohen's <i>d</i>
	<i>M</i>	<i>SD</i>	<i>M</i>	<i>SD</i>			
Maximum asymptote, proportion	.843	.135	.877	.082	0.951	.347	0.302
Crossover, in <i>ms</i>	759	87	694	42	2.877	.006	0.840
Slope, as change in proportion per <i>ms</i>	.001	.0002	.002	.0002	2.635	.012	2.078

Note. For each subject, the logistic function was fit to target fixations separately. The maximum asymptote is the asymptotic degree of looking at the end of the time course of fixations. The crossover point is the point in time the function crosses the midway point between peak and baseline. The slope represents the rate of change in the function measured at the crossover. Mean parameter values for each of the analyses are shown for the 9-year-olds ($n = 24$) and 16-year-olds ($n = 18$), as well as the results of *t* tests (assuming unequal variance) comparing the parameter estimates between the two ages.

8.1 Tables and Figures

Sample Results of Several *t* Tests Table

Table 2

Results of Curve-Fitting Analysis Examining the Time Course of Fixations to the Target

Logistic parameter	9-year-olds		16-year-olds		<i>t</i> (40)	<i>p</i>	Cohen's <i>d</i>
	<i>M</i>	<i>SD</i>	<i>M</i>	<i>SD</i>			
Maximum asymptote, proportion	.843	.135	.877	.082	0.951	.347	0.302
Crossover, in <i>ms</i>	759	87	694	42	2.877	.006	0.840
Slope, as change in proportion per <i>ms</i>	.001	.0002	.002	.0002	2.635	.012	2.078

Note. For each subject, the logistic function was fit to target fixations separately. The maximum asymptote is the asymptotic degree of looking at the end of the time course of fixations. The crossover point is the point in time the function crosses the midway point between peak and baseline. The slope represents the rate of change in the function measured at the crossover. Mean parameter values for each of the analyses are shown for the 9-year-olds ($n = 24$) and 16-year-olds ($n = 18$), as well as the results of *t* tests (assuming unequal variance) comparing the parameter estimates between the two ages.

8.1 Tables and Figures

Sample Results of Several *t* Tests Table

Table 2

Results of Curve-Fitting Analysis Examining the Time Course of Fixations to the Target

Logistic parameter	9-year-olds		16-year-olds		<i>t</i> (40)	<i>p</i>	Cohen's <i>d</i>
	<i>M</i>	<i>SD</i>	<i>M</i>	<i>SD</i>			
Maximum asymptote, proportion	.843	.135	.877	.082	0.951	.347	0.302
Crossover, in <i>ms</i>	759	87	694	42	2.877	.006	0.840
Slope, as change in proportion per <i>ms</i>	.001	.0002	.002	.0002	2.635	.012	2.078

Note. For each subject, the logistic function was fit to target fixations separately. The maximum asymptote is the asymptotic degree of looking at the end of the time course of fixations. The crossover point is the point in time the function crosses the midway point between peak and baseline. The slope represents the rate of change in the function measured at the crossover. Mean parameter values for each of the analyses are shown for the 9-year-olds ($n = 24$) and 16-year-olds ($n = 18$), as well as the results of *t* tests (assuming unequal variance) comparing the parameter estimates between the two ages.

<https://apastyle.apa.org/style-grammar-guidelines/tables-figures/sample-tables>

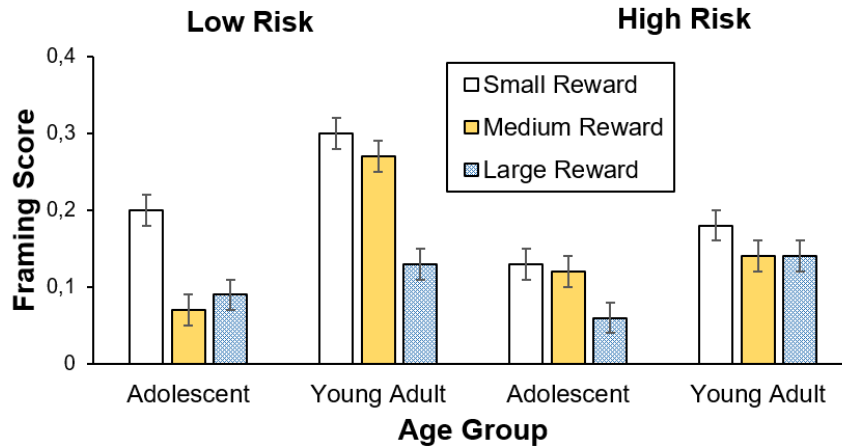
Downloadable WORD files !

8.2 Tables and Figures

Sample Bar Graph

Figure 1

Framing Scores for Different Reward Sizes



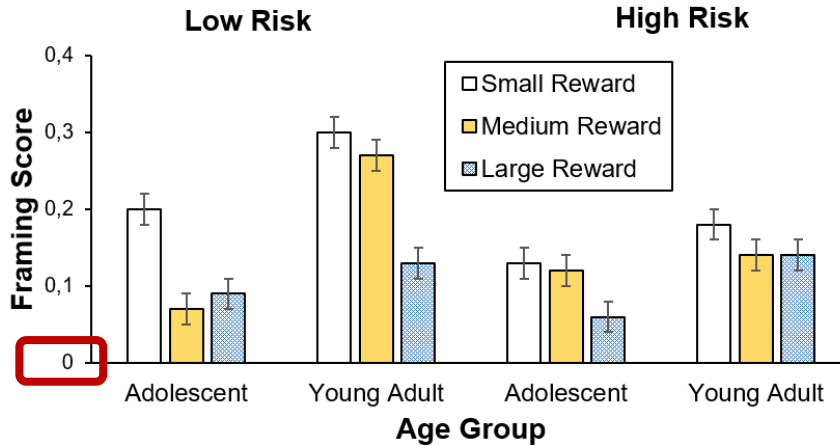
Note. Framing scores of adolescents and young adults are shown for low and high risks and for small, medium, and large rewards (error bars show standard errors).

8.2 Tables and Figures

Sample Bar Graph

Figure 1

Framing Scores for Different Reward Sizes



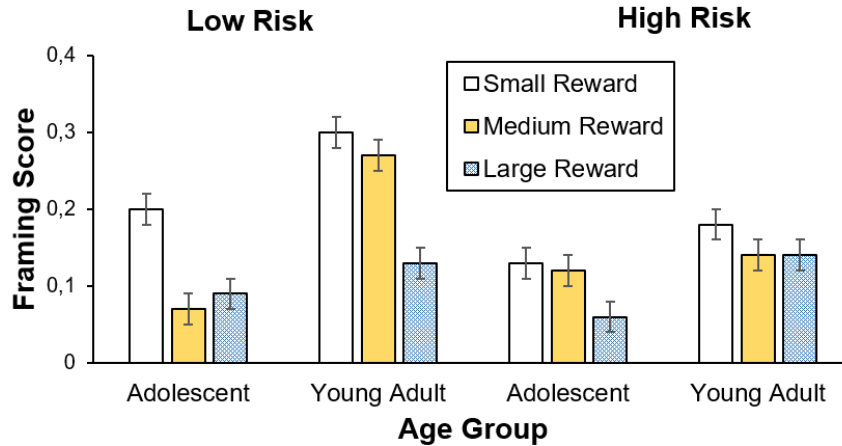
Note: Framing scores of adolescents and young adults are shown for low and high risks and for small, medium, and large rewards (error bars show standard errors).

8.2 Tables and Figures

Sample Bar Graph

Figure 1

Framing Scores for Different Reward Sizes



Note. Framing scores of adolescents and young adults are shown for low and high risks and for small, medium, and large rewards (error bars show standard errors).

<https://apastyle.apa.org/style-grammar-guidelines/tables-figures/sample-figures>

Downloadable WORD files !

Inclusive and bias-free language

Updated guidelines

Use singular “they”

✗ A researcher’s career depends on how often **he** is cited.

✓ A researcher’s career depends on how often **they** are cited.

✗ Each examiner submitted **his or her** assessment.

✓ Each examiner submitted **their** assessment.

Be sensitive to **labels**

✗ The poor

✓ People living in poverty

✗ Transsexuals

✓ Transgender people

Appropriate level of **specificity**

X Over-65s

✓ People aged 65 to 75

X Asian participants

✓ Vietnamese, Cambodian, and Thai participants

Paper format

Student-specific guidelines

More **fonts** to choose from

- ✓ Times New Roman (12 pt)
- ✓ Arial (11pt)
- ✓ Georgia (11pt)
- ✓ Calibri (11pt)
- ✓ Lucida Sans Unicode (10pt)

No more **running head**

X Running head: SHORT PAPER TITLE 1

✓ 1

Title of the Pap

Author Name

Department, Univ

Course number: Cou

Instructor nam

Assignment due

Title of the Paper

Author Names

Department, University

Course number: Course name

Instructor name

Assignment due date

Updated **heading styles**

Level	Format
1	Centered, Bold, Title Case
2	Left-aligned, Bold, Title Case
3	<i>Left-aligned, Bold, Italic, Title Case</i>
4	Indented, Bold, Title Case, Period. Text begin on the same line.
5	<i>Indented, Bold, Italic, Title Case, Period.</i> Text begin on the same line.

Recommended resources


Scribbr resources

- [Knowledge Base](#) (300+ articles)
- [Free APA Citation Generator](#)
- [YouTube Channel](#)



APA Publication Manual

- [Student's guide](#) (\$31.99)
- [Hardcover](#) (\$54.99)
- [Paperback](#) (\$31.99)
- [Spiral-bound \(with tabs\)](#) (\$44.99)
- [Ebook](#) (\$35.99)



Hi, we're **Scribbr**

We are a team of 60 young people in Amsterdam, and we partner with more than 500 freelance editors across the globe to help students graduate and become better academic writers.

Every day, we work hard on our [Proofreading & Editing service](#), [Plagiarism Checker](#), [Citation Generator](#), [Knowledge Base](#) and educational [YouTube channel](#).

Guidelines for using this presentation

This presentation can be freely used to educate students about the 7th edition changes in the APA Publication Manual. You may:

- ✓ Display this presentation in a classroom environment
- ✓ Modify or delete slides
- ✓ Distribute this presentation in print or in private student environments (e.g. Moodle, BlackBoard, Google Classroom, etc.)

Please do give credit to Scribbr for creating this resource.

Questions of feedback? Email raimo@scribbr.com and we'll be in touch!